


























































		Men Seniors European Championships, strokeplay, Lahti, Finland												
		1. AGREN Daniel	E	<u>23</u>	<u>19</u>	<u>21</u>	<u>19</u>	<u>19</u>	<u>20</u>	=	302	-22	20.17	1.
			F	<u>29</u>	<u>31</u>	<u>32</u>	<u>27</u>	<u>33</u>	<u>29</u>				30.17	2.
		2. BJÖRK Stefan	E	<u>19</u>	<u>22</u>	<u>21</u>	<u>21</u>	<u>20</u>	<u>22</u>	=	313	-11	20.83	3.
			F	<u>34</u>	<u>33</u>	<u>33</u>	<u>30</u>	<u>29</u>	<u>29</u>				31.33	5.
		3. MUNTER Morgan	E	<u>21</u>	<u>21</u>	<u>24</u>	<u>20</u>	<u>25</u>	<u>22</u>	=	315	-9	22.17	12.
			F	<u>31</u>	<u>27</u>	<u>30</u>	<u>31</u>	<u>33</u>	<u>30</u>				30.33	3.
		4. WESTERBERG Magnus	E	<u>23</u>	<u>26</u>	<u>23</u>	<u>22</u>	<u>20</u>	<u>24</u>	=	318	-6	23.00	23.
			F	<u>30</u>	<u>30</u>	<u>30</u>	<u>35</u>	<u>29</u>	<u>26</u>				30.00	1.
		5. VIBERG Stefan	E	<u>19</u>	<u>23</u>	<u>21</u>	<u>25</u>	<u>22</u>	<u>22</u>	=	320	-4	22.00	11.
			F	<u>30</u>	<u>36</u>	<u>32</u>	<u>29</u>	<u>30</u>	<u>31</u>				31.33	4.
		6. VOZAR Josef	E	<u>22</u>	<u>20</u>	<u>19</u>	<u>23</u>	<u>22</u>	<u>21</u>	=	321	-3	21.17	4.
			F	<u>31</u>	<u>36</u>	<u>30</u>	<u>34</u>	<u>31</u>	<u>32</u>				32.33	11.
		7. GERWERT Karl-Heinz	E	<u>18</u>	<u>22</u>	<u>20</u>	<u>21</u>	<u>19</u>	<u>22</u>	=	324	+0	20.33	2.
			F	<u>38</u>	<u>33</u>	<u>32</u>	<u>36</u>	<u>34</u>	<u>29</u>				33.67	21.
		8. CLASEN Tim	E	<u>21</u>	<u>19</u>	<u>23</u>	<u>24</u>	<u>21</u>	<u>22</u>	=	325	+1	21.67	7.
			F	<u>29</u>	<u>34</u>	<u>33</u>	<u>30</u>	<u>35</u>	<u>34</u>				32.50	15.
		9. STANEK Stanislav	E	<u>21</u>	<u>24</u>	<u>22</u>	<u>21</u>	<u>20</u>	<u>26</u>	=	326	+2	22.33	14.
			F	<u>28</u>	<u>30</u>	<u>30</u>	<u>38</u>	<u>36</u>	<u>30</u>				32.00	10.
		10. METYS Jan	E	<u>25</u>	<u>21</u>	<u>24</u>	<u>21</u>	<u>22</u>	<u>21</u>	=	328	+4	22.33	13.
			F	<u>35</u>	<u>29</u>	<u>34</u>	<u>32</u>	<u>34</u>	<u>30</u>				32.33	12.
		11. KULLICK Robert	E	<u>20</u>	<u>22</u>	<u>26</u>	<u>27</u>	<u>21</u>	<u>23</u>	=	328	+4	23.17	25.
			F	<u>33</u>	<u>33</u>	<u>34</u>	<u>27</u>	<u>30</u>	<u>32</u>				31.50	6.
		12. KOBISCH Roman	E	<u>20</u>	<u>24</u>	<u>24</u>	<u>22</u>	<u>24</u>	<u>26</u>	=	330	+6	23.33	26.
			F	<u>31</u>	<u>30</u>	<u>30</u>	<u>38</u>	<u>28</u>	<u>33</u>				31.67	8.
		13. SCHUSTER Reinhard	E	<u>21</u>	<u>22</u>	<u>26</u>	<u>23</u>	<u>20</u>	<u>26</u>	=	332	+8	23.00	24.
			F	<u>33</u>	<u>29</u>	<u>33</u>	<u>32</u>	<u>28</u>	<u>39</u>				32.33	13.
		14. NEULAND Michael	E	<u>20</u>	<u>23</u>	<u>22</u>	<u>26</u>	<u>22</u>	<u>22</u>	=	334	+10	22.50	16.
			F	<u>35</u>	<u>32</u>	<u>30</u>	<u>38</u>	<u>29</u>	<u>35</u>				33.17	18.
		15. JASPER Alex	E	<u>24</u>	<u>19</u>	<u>26</u>	<u>21</u>	<u>21</u>	<u>27</u>	=	335	+11	23.00	22.
			F	<u>33</u>	<u>29</u>	<u>32</u>	<u>33</u>	<u>32</u>	<u>38</u>				32.83	17.
		16. REUNAVUORI Jukka	E	<u>25</u>	<u>23</u>	<u>21</u>	<u>27</u>	<u>23</u>		=	278	+8	23.80	31.
			F	<u>33</u>	<u>35</u>	<u>31</u>	<u>32</u>	<u>28</u>					31.80	9.
		17. STEINER Adriano	E	<u>22</u>	<u>23</u>	<u>22</u>	<u>21</u>	<u>24</u>		=	282	+12	22.40	15.
			F	<u>34</u>	<u>40</u>	<u>36</u>	<u>30</u>	<u>30</u>					34.00	23.
		18. REHAK Jaroslav	E	<u>25</u>	<u>21</u>	<u>24</u>	<u>19</u>	<u>25</u>		=	282	+12	22.80	19.
			F	<u>35</u>	<u>35</u>	<u>33</u>	<u>33</u>	<u>32</u>					33.60	20.
		19. LUNDELL Martin	E	<u>22</u>	<u>21</u>	<u>30</u>	<u>22</u>	<u>22</u>		=	284	+14	23.40	27.
			F	<u>35</u>	<u>33</u>	<u>36</u>	<u>34</u>	<u>29</u>					33.40	19.

		20.  STEIGER Steven	E <u>25 22 26 23 26</u> F <u>38 32 31 30 32</u>	= 285 +15	24.40 36. 32.60 16.
		21.  ANDEREGG Roger	E <u>21 23 23 20 21</u> F <u>39 38 33 37 30</u>	= 285 +15	21.60 6. 35.40 36.
		22.  BÄK Herbert	E <u>22 21 25 25 20</u> F <u>34 38 34 33 34</u>	= 286 +16	22.60 18. 34.60 29.
		23.  STINGL Egon	E <u>23 23 25 22 22</u> F <u>37 36 32 38 28</u>	= 286 +16	23.00 20. 34.20 25.
		24.  JANSSEN Markus	E <u>21 21 22 23 22</u> F <u>34 36 37 35 35</u>	= 286 +16	21.80 10. 35.40 38.
		25.  KARLSSON Mikael	E <u>25 28 24 21 30</u> F <u>31 32 31 31 33</u>	= 286 +16	25.60 45. 31.60 7.
		26.  ZENGAFFINEN Reinhard	E <u>21 22 21 23 22</u> F <u>47 32 35 33 32</u>	= 288 +18	21.80 9. 35.80 40.
		27.  SILLMAN Markku	E <u>22 24 25 27 20</u> F <u>37 33 36 36 29</u>	= 289 +19	23.60 29. 34.20 26.
		28.  ZYSSET Stefan	E <u>23 24 24 23 24</u> F <u>35 37 35 33 31</u>	= 289 +19	23.60 30. 34.20 27.
		29.  WECHSELBERGER Anton	E <u>22 21 22 23 21</u> F <u>33 34 37 35 42</u>	= 290 +20	21.80 8. 36.20 42.
		30.  SVIHEL Ladislav	E <u>21 21 23 22 21</u> F <u>37 38 37 35 35</u>	= 290 +20	21.60 5. 36.40 44.
		31.  CZERWEK Dirk	E <u>22 23 27 21 22</u> F <u>38 36 31 38 33</u>	= 291 +21	23.00 21. 35.20 33.
		32.  NUOTIO Marko	E <u>22 24 26 24 27</u> F <u>35 29 32 35 39</u>	= 293 +23	24.60 37. 34.00 24.
		33.  LAKOS Karl	E <u>25 24 23 26 22</u> F <u>38 33 38 30 35</u>	= 294 +24	24.00 33. 34.80 31.
		34.  WIEDEMEIER Jörg	E <u>24 21 26 27 23</u> F <u>31 34 39 38 31</u>	= 294 +24	24.20 35. 34.60 28.
		35.  EXL Harald	E <u>24 25 23 24 21</u> F <u>36 31 42 36 34</u>	= 296 +26	23.40 28. 35.80 41.
		36.  KUJANSUU Juha-Petri	E <u>28 25 25 25 31</u> F <u>33 30 32 34 33</u>	= 296 +26	26.80 52. 32.40 14.
		37.  LEHTO Juha	E <u>20 31 21 27 27</u> F <u>35 36 33 35 31</u>	= 296 +26	25.20 42. 34.00 22.
		38.  RANTANEN Jyri	E <u>27 25 22 22 25</u> F <u>39 33 35 31 37</u>	= 296 +26	24.20 34. 35.00 32.
		39.  BROODBAKKER Hans	E <u>26 24 23 24 26</u> F <u>35 36 39 33 33</u>	= 299 +29	24.60 38. 35.20 34.
		40.  LOCHER Ewald	E <u>23 23 21 20 26</u> F <u>38 39 37 39 34</u>	= 300 +30	22.60 17. 37.40 49.
		41.  ANDR Zdenek	E <u>21 24 26 32 22</u> F <u>35 36 34 36 36</u>	= 302 +32	25.00 41. 35.40 37.
		42.  AHRENBERG Ari	E <u>24 28 21 19 32</u> F <u>39 34 36 32 37</u>	= 302 +32	24.80 40. 35.60 39.
		43.  RASMUSSEN Morten	E <u>29 26 27 23 22</u> F <u>30 34 39 38 35</u>	= 303 +33	25.40 43. 35.20 35.
		44.  VAN VLIET André	E <u>32 30 23 28 23</u> F <u>39 32 36 33 34</u>	= 310 +40	27.20 53. 34.80 30.

		45.  KÜHNI Christian	E 29 27 25 21 28	= 312	+42	26.00	48.
			F 30 43 34 40 35			36.40	45.
		46.  VLCEK Petr	E 28 25 21 31 25	= 314	+44	26.00	47.
			F 37 36 35 37 39			36.80	46.
		47.  HUBER Markus	E 23 22 28 25 26	= 315	+45	24.80	39.
			F 43 39 39 37 33			38.20	55.
		48.  KELLY Tony	E 28 28 24 26 24	= 317	+47	26.00	49.
			F 33 41 41 38 34			37.40	50.
		49.  JENSEN Erling	E 21 25 25 27 30	= 318	+48	25.60	44.
			F 38 37 35 36 44			38.00	54.
		50.  HANSEN Erwin	E 29 28 28 24 24	= 319	+49	26.60	51.
			F 43 35 35 36 37			37.20	48.
		51.  CHRISTIANSEN Kim	E 30 28 24 23 27	= 320	+50	26.40	50.
			F 36 42 35 35 40			37.60	52.
		52.  ZWAAL Frits	E 24 25 31 32 25	= 321	+51	27.40	54.
			F 36 36 36 37 39			36.80	47.
		53.  CHMUT Vasili" data-bbox="184 264 238 290"/>	E 29 28 32 28 26	= 335	+65	28.60	55.
			F 49 34 38 36 35			38.40	56.
		54.  HOMER Sean	E 28 31 27 32 36	= 342	+72	30.80	62.
			F 37 33 44 34 40			37.60	53.
		55.  BOGOMOLOV Andrej	E 32 27 27 30 28	= 360	+90	28.80	56.
			F 38 43 44 41 50			43.20	61.
		56.  ROTA Frank	E 31 33 34 25 27	= 365	+95	30.00	59.
			F 42 45 52 38 38			43.00	60.
		57.  BENTALL Derek	E 30 33 30 25 33	= 365	+95	30.20	60.
			F 40 42 38 44 50			42.80	58.
		58.  CHERNYAEV Sergey	E 27 24 31 32 30	= 368	+98	28.80	57.
			F 53 36 47 49 39			44.80	65.
		59.  JAKOBSEN Peder	E 35 24 33 44 27	= 369	+99	32.60	64.
			F 37 39 45 49 36			41.20	57.
		60.  VITTEN RASMUSSEN Jan	E 33 34 24 32 24	= 369	+99	29.40	58.
			F 39 47 42 52 42			44.40	64.
		61.  WAGNER Detlef	E 34 27 33 32 32	= 375	+105	31.60	63.
			F 51 42 38 47 39			43.40	62.
		62.  DONNELLY David	E 33 33 29 40 31	= 380	+110	33.20	65.
			F 44 47 44 36 43			42.80	59.
		63.  AMEY Adrian	E 36 32 33 35 36	= 393	+123	34.40	66.
			F 56 45 39 39 42			44.20	63.
		64.  BALDORF Robert	E 29 34 32 28 30	= 399	+129	30.60	61.
			F 51 49 48 47 51			49.20	66.
		DNF  KLARENBECK Roland	E 22 23 22 22 +12 ¹⁶	= 282	+30	23.93	32.
			F 32 33 33 30 +17 ¹⁰			36.22	43.
		DNF  VAN DE PEPPEL Kees	E 22 24 29 29	= 254	+38	26.00	46.
			F 40 31 31 48			37.50	51.

Click player's name to see scorecard. Result service powered by MIDGET.